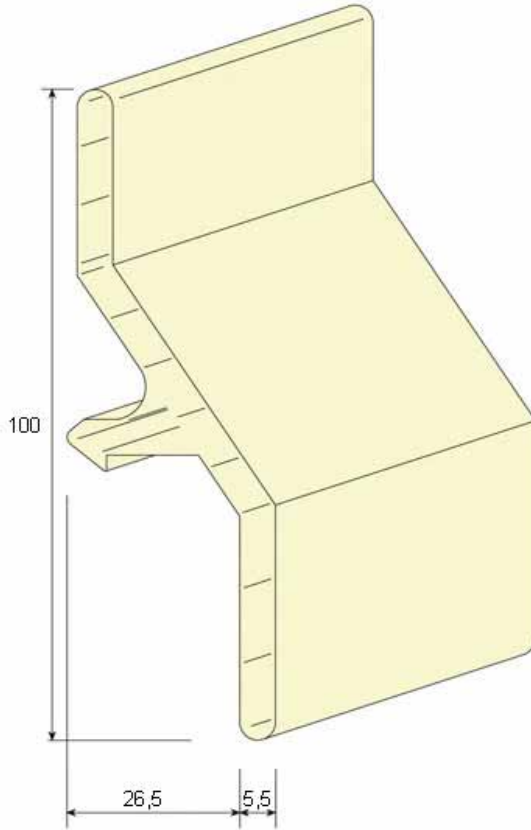


# Fijalux

## FIJA P.V.C. - SIN MARCO

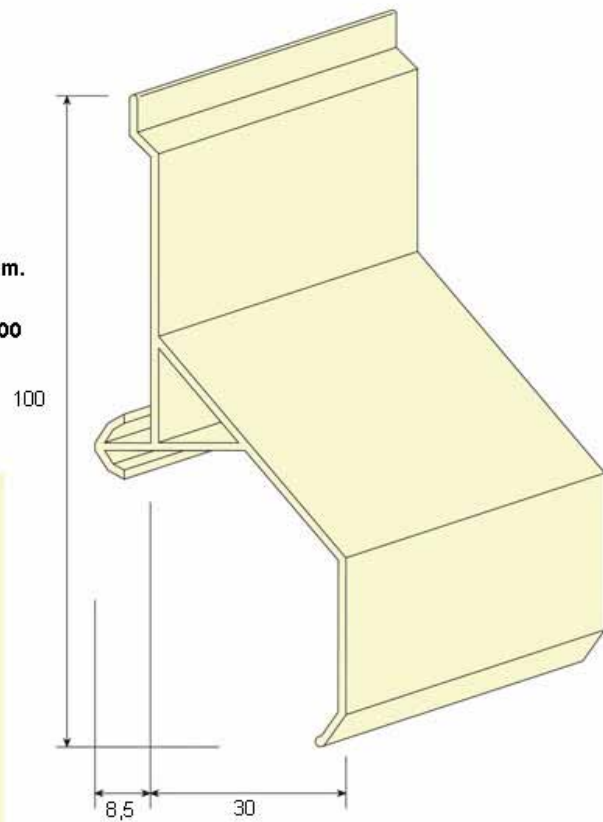


Modelo "Doble Tabique" de 100 mm.

ref. : C-F100 DTBL/SL

Modelo "Monotabique" de 100 mm.

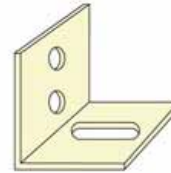
ref. : F-100



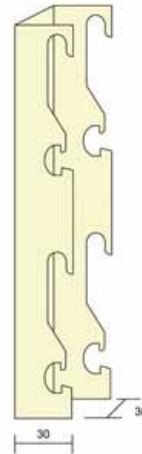
**FIJA P.V.C. - SIN MARCO**

**accesorios**

TABLA PARA MONTAJE				
Nº de lamas	Pasos / en mm.			
	90	95	100	120
3	290	305	320	380
4	380	400	420	500
5	470	495	520	620
6	560	590	620	740
7	650	685	720	860
8	740	780	820	980
9	830	875	920	1.100
10	920	970	1.020	1.220
11	1.010	1.065	1.120	1.340
12	1.100	1.160	1.220	1.460
13	1.190	1.255	1.320	1.580
14	1.280	1.350	1.420	1.700
15	1.370	1.445	1.520	1.820
16	1.460	1.540	1.620	1.940
17	1.550	1.635	1.720	2.060
18	1.640	1.730	1.820	2.180
19	1.730	1.825	1.920	2.300
20	1.820	1.920	2.020	2.420
21	1.910	2.015	2.120	2.540
22	2.000	2.110	2.220	2.660
23	2.090	2.205	2.320	2.780
24	2.180	2.300	2.420	2.900
25	2.270	2.395	2.520	3.020
26	2.360	2.490	2.620	3.140
27	2.450	2.585	2.720	3.260
28	2.540	2.680	2.820	3.380
29	2.630	2.775	2.920	3.500
30	2.720	2.870	3.020	3.620
31	2.810	2.965	3.120	3.740
32	2.900	3.060	3.220	3.860
33	2.990	3.155	3.320	3.980
34	3.080	3.250	3.420	4.100
35	3.170	3.345	3.520	4.220
36	3.260	3.440	3.620	4.340
37	3.350	3.535	3.720	4.460
38	3.440	3.630	3.820	4.580
39	3.530	3.725	3.920	4.700
40	3.620	3.820	4.020	4.820
41	3.710	3.915	4.120	4.940
42	3.800	4.010	4.220	5.060
43	3.890	4.105	4.320	5.180
44	3.980	4.200	4.420	5.300
45	4.070	4.295	4.520	5.420
46	4.160	4.390	4.620	5.540

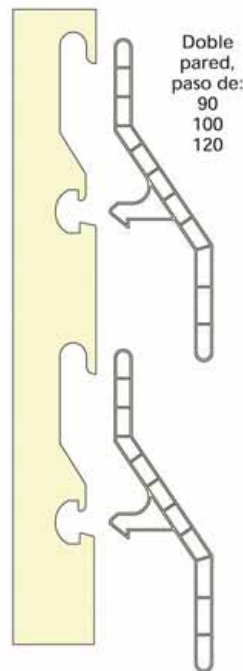


Escuadra metálica de fijación

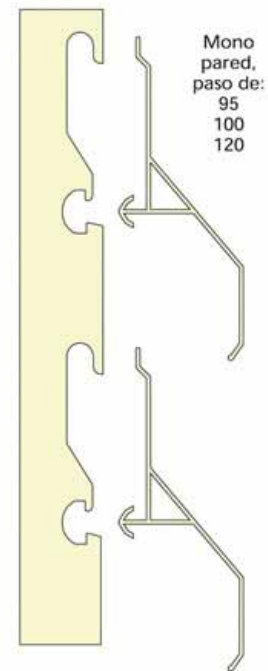


Soporte de hierro en forma de "U" para fija monopared

Soporte de aluminio en forma de "U" para fija monopared



Doble pared, paso de:  
90  
100  
120



Mono pared, paso de:  
95  
100  
120

**gama de colores de la celosía fija**

Blanco / Marfil / Gris